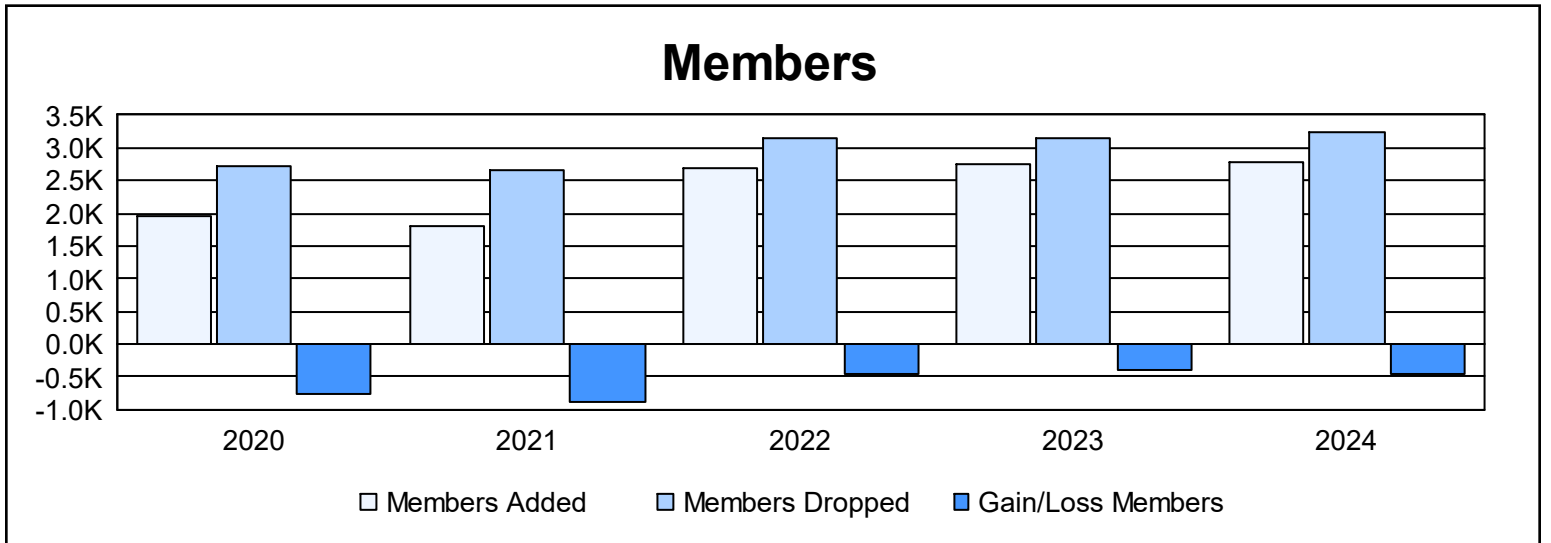
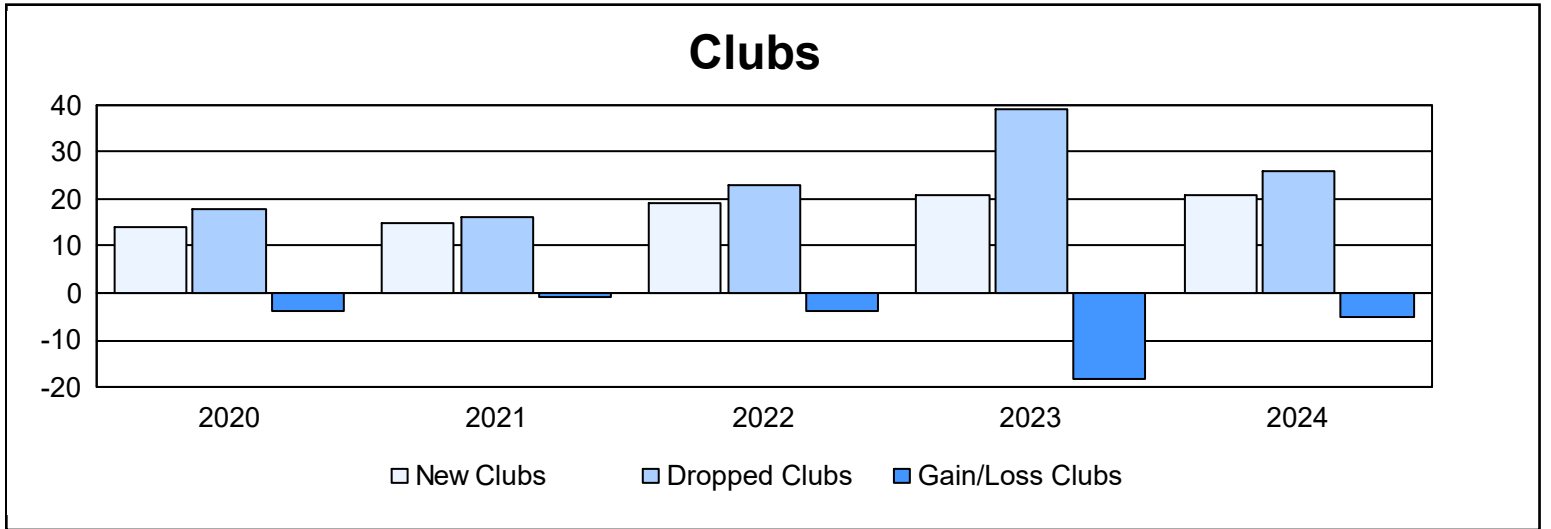
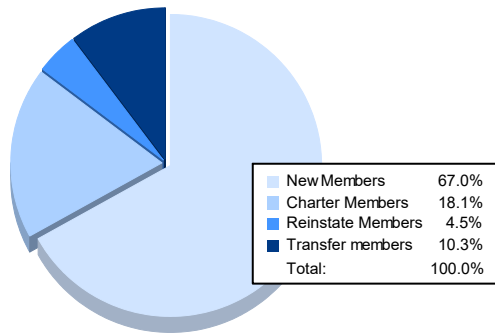


Year	New Clubs	Dropped Clubs	Gain/ Loss Clubs	New Members	Charter Members	Reinstate Members	Transfer Members	Total Member Added	Total Members Dropped	Gain/ Loss Members
2019-2020	14	18	-4	1,259	326	73	304	1,962	2,723	-761
2020-2021	15	16	-1	1,068	445	103	185	1,801	2,670	-869
2021-2022	19	23	-4	1,799	464	80	336	2,679	3,147	-468
2022-2023	21	39	-18	1,760	491	139	370	2,760	3,147	-387
2023-2024	21	26	-5	1,860	503	125	287	2,775	3,234	-459
Average	18	24	-6	1,549	446	104	296	2,395	2,984	-589



Membership Composition June 2024 Cumulative



Gender Composition June 2024 Cumulative

